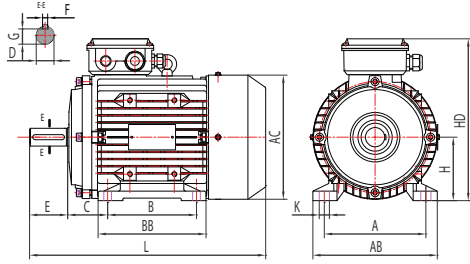


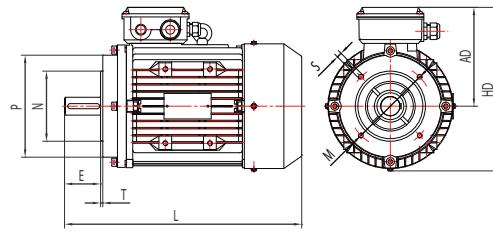
AMAS-SR (Cap Start/Cap Run) 1 Phase

AMTECS

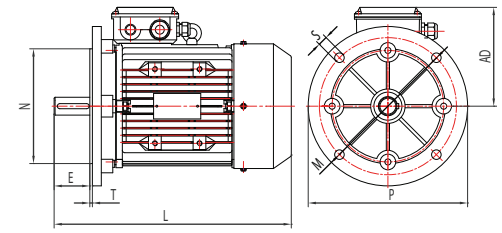
IM B3



IM B14



IM B5



Frame size	A	B	C	D	E	F	G	H	K	M	N	P	S	T	M	N	P	S	T	M	N	P	S	T	AB	BB	AC	AD	HD	L
											IM B14					IM B14L					IM B5									
71	112	90	45	14	30	5	11	71	7	85	70	105	M6	2.5	130	110	160	10	3.5	138	113	140	135	205	250	89	110	100	156	195
80	125	100	50	19	40	6	15.5	80	10	100	80	120	M6	3.0	165	130	200	12	3.5	159	122	158	145	225	301	103	120	109	172	213
90S	140	100	56	24	50	8	20	90	10	115	95	140	M8	3.0	165	130	200	12	3.5	175	155	175	155	240	334	104	139	119	189	255
90L	140	125	56	24	50	8	20	90	10	115	95	140	M8	3.0	165	130	200	12	3.5	175	155	175	165	245	360	124	158	135	215	285
100L	160	140	63	28	60	8	24	100	12	130	110	160	M8	3.5	215	180	250	15	4.0	205	176	196	165	265	401	125	175	145	235	308
112M	190	140	70	28	60	8	24	112	12	130	110	160	M8	3.5	215	180	250	15	4.0	222	180	220	180	292	442	150	175	145	235	329

Aluminium three-phase squirrel cage induction single phase with starting and running capacitor motors according to IEC/DIN, multi-mount design with removable feet, Black plastic ABS terminal boxes house the both the start and run capacitor, centrifugal mechanical switch design, high starting & running torque $M_s \geq 180\%$.

Voltage 220-240V, 50Hz, Insulation class F, Class B Temperature rise, Protection IP55, Colour RAL 5010. NSK Bearing and Cast iron drive end shield frame 100 and above.

Flange motors B5, B14 small and large available on all sizes.

*Feet have mounting holes for both s and L

AMAS-SR (Cap Start/Cap Run) : 2 & 4 - Pole

AMTECS

Frame size	Rated output power	Rated current at	Start Capacitor	Run Capacitor	Full-load speed rpm	Full-load power factor	Full-load efficiency	Full-load torque	Starting current	Starting torque	Pull-out torque	Sound pressure level	Weight foot mounted
	P_N (KW)	230V I_N (A)	$\mu\text{f/V}$	$\mu\text{f/V}$	n_n (min ⁻¹)	cos (ϕ)	100% (η)	M_N	I_s/I_N	M_s/M_N	M_k/M_N	dB(A) 1 meter (no load)	kg
AMAS-SR 71K2	0.37	2.73	75 $\mu\text{f}/300\text{V}$	16 $\mu\text{f}/450\text{V}$	2800	0.92	67	0.129	16	2.3	1.8	72	6
AMAS-SR 71G2	0.55	3.88	100 $\mu\text{f}/300\text{V}$	20 $\mu\text{f}/450\text{V}$	2800	0.92	70	0.194	21	2.5	1.8	72	7
AMAS-SR 80K2	0.75	5.15	100 $\mu\text{f}/300\text{V}$	25 $\mu\text{f}/450\text{V}$	2800	0.92	72	0.260	30	2.5	1.8	75	10
AMAS-SR 80G2	1.10	7.02	150 $\mu\text{f}/300\text{V}$	30 $\mu\text{f}/450\text{V}$	2800	0.95	75	0.381	40	2.5	1.8	75	11
AMAS-SR 90S2	1.50	9.44	200 $\mu\text{f}/300\text{V}$	40 $\mu\text{f}/450\text{V}$	2800	0.95	76	0.522	55	2.5	1.8	78	14
AMAS-SR 90L2	2.20	13.67	300 $\mu\text{f}/300\text{V}$	60 $\mu\text{f}/450\text{V}$	2800	0.95	77	0.744	80	2.5	1.8	78	19
AMAS-SR 100L2	3.00	18.2	400 $\mu\text{f}/300\text{V}$	60 $\mu\text{f}/450\text{V}$	2800	0.95	79	1.044	110	2.5	1.8	91	23
AMAS-SR 112M2	3.70	22.85	600 $\mu\text{f}/300\text{V}$	50 $\mu\text{f}/450\text{V}$	2800	0.946	80	1.353	133	2.5	1.8	91	40
AMAS-SR 71K4	0.25	1.99	50 $\mu\text{f}/300\text{V}$	10 $\mu\text{f}/450\text{V}$	1400	0.92	62	0.174	12	2.5	1.8	67	6.4
AMAS-SR 71G4	0.37	2.81	75 $\mu\text{f}/300\text{V}$	14 $\mu\text{f}/450\text{V}$	1400	0.92	65	0.261	16	2.5	1.8	67	7
AMAS-SR 80K4	0.55	4.0	100 $\mu\text{f}/300\text{V}$	25 $\mu\text{f}/450\text{V}$	1400	0.92	68	0.383	21	2.5	1.8	70	10
AMAS-SR 80G4	0.75	5.22	150 $\mu\text{f}/300\text{V}$	30 $\mu\text{f}/450\text{V}$	1400	0.92	71	0.522	30	2.5	1.8	70	11.5
AMAS-SR 90S4	1.10	7.2	150 $\mu\text{f}/300\text{V}$	30 $\mu\text{f}/450\text{V}$	1400	0.95	73	0.766	40	2.5	1.8	73	15
AMAS-SR 90L4	1.50	9.57	200 $\mu\text{f}/300\text{V}$	40 $\mu\text{f}/450\text{V}$	1400	0.95	75	1.044	55	2.5	1.8	73	17
AMAS-SR 100L4	2.20	13.9	300 $\mu\text{f}/300\text{V}$	60 $\mu\text{f}/450\text{V}$	1400	0.95	76	1.531	60	2.5	1.8	86	23
AMAS-SR 100LX4	3.00	17.1	400 $\mu\text{f}/300\text{V}$	60 $\mu\text{f}/450\text{V}$	1400	0.96	78	2.088	70	2.5	1.8	86	30
AMAS-SR 112M4	3.70	22.01	600 $\mu\text{f}/300\text{V}$	50 $\mu\text{f}/450\text{V}$	1400	0.90	81	2.504	101	2.4	1.8	91	43